

# MCS 2022-2024 Strategic Plan Dashboard

**Goal #1:** Increase the number of schools meeting or exceeding growth from 14 to 23.

**Goal #2:** Increase overall composite Grade Level Proficiency (GLP) by 10 percentage points (from 56.6% to 66.6%).

**Goal #3:** Increase the context ranking for composite Grade Level Proficiency (GLP) from 23<sup>rd</sup> place to at least the top 5% in the state (out of 115 LEAs).

**Goal #5:** Close the achievement gap of Black (from 29.9 to 19.9), Hispanic (from 10 to 0), economically disadvantaged (from 21.1 to 11.1), and students with disabilities (from 38.4 to 28.4) subgroups by 10 percentage points from their respective 2021-22 achievement scores while increasing student performance in all groups.

**Goal #6:** Increase the number of students who complete a Career and Technical Education (CTE) Cluster (a student who has met a career pathway concentrator criteria) by 15 percent from 441 to 510.

**Goal #7:** Decrease the number of the district's schools with a School Performance Grade (SPG) of an "F" from two to zero.

~~~~~

**Goal #1:** Increase the number of schools meeting or exceeding growth from 14 to 23.

Sixteen (16) schools met or exceeded growth during the 2022-2023 school year.

|         | 2021-22 | 2022-23 |
|---------|---------|---------|
| Exceeds | 4       | 3       |
| Met     | 10      | 13      |
| Not Met | 7       | 6       |

# MCS 2022-2024

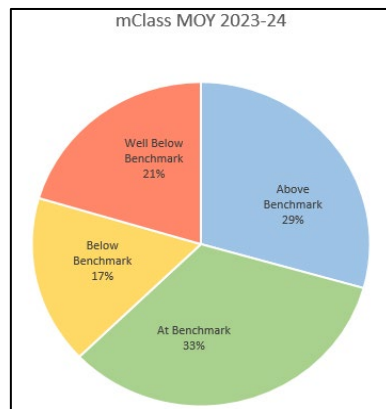
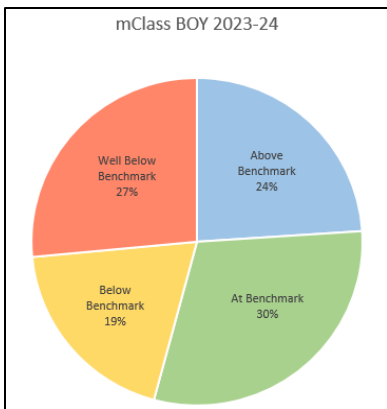
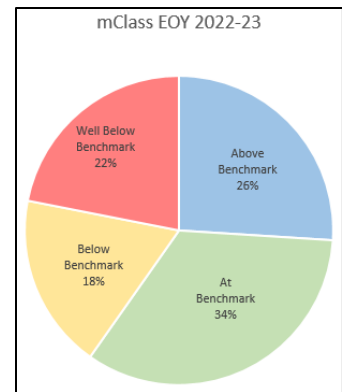
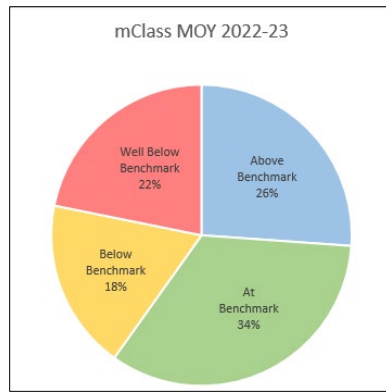
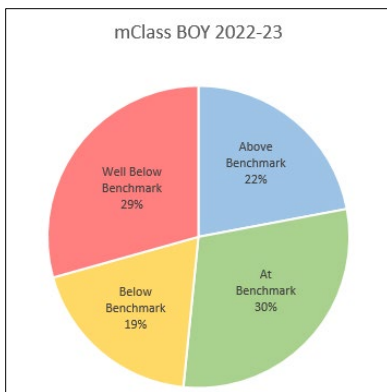
## Strategic Plan Dashboard

**Goal #2:** Increase overall composite Grade Level Proficiency (GLP) by 10 percentage points (from 56.6% to 66.6%).

Final assessment measures are based on the North Carolina End of Grade (EOG) assessments in grades 3-8 English Language Arts (ELA), grades 3-8 math, and grades 5 & 8 science and the End of Course (EOCs) assessments in English II, NC Math 1, NC Math 3, and Biology.

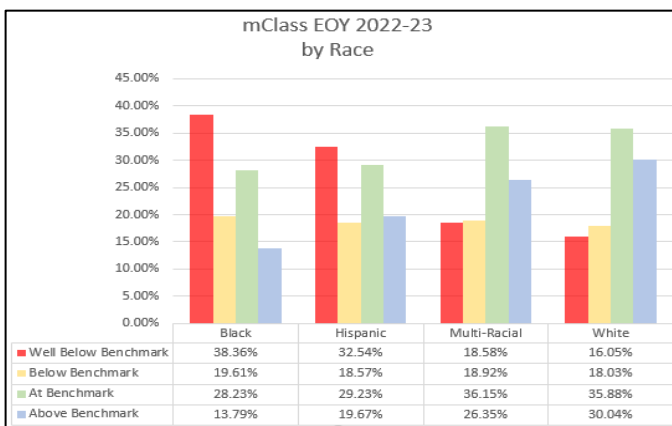
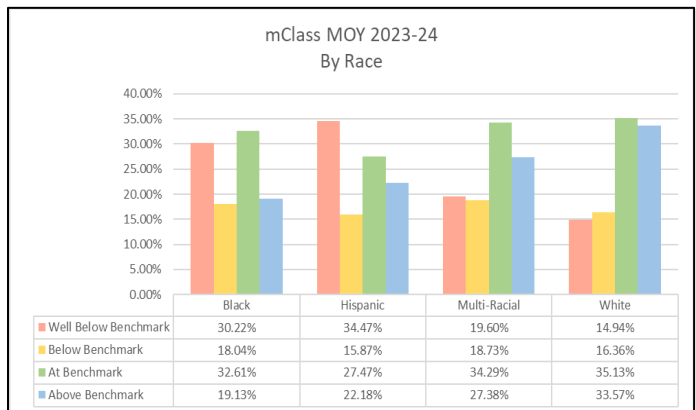
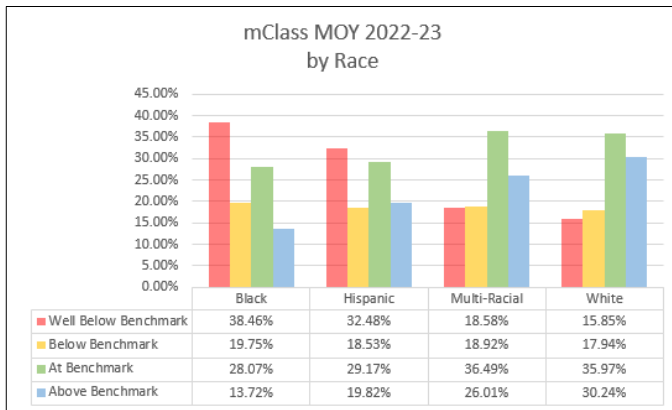
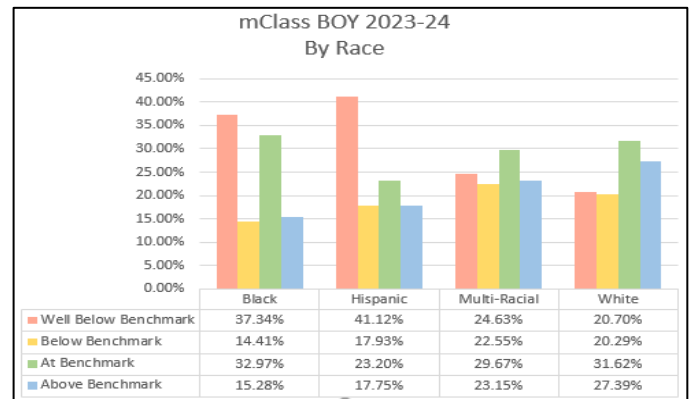
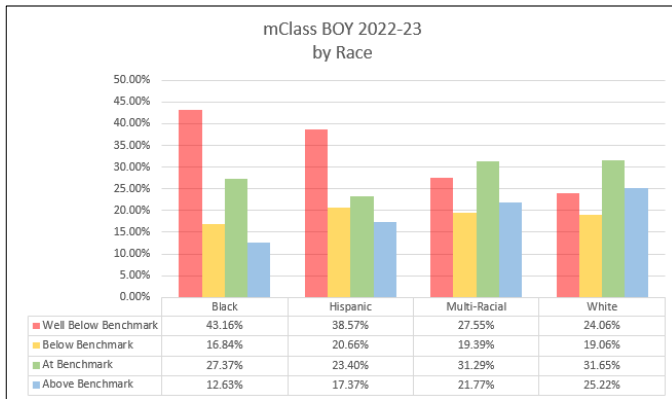
Throughout the year, the district uses two major measures to monitor student progress towards proficiency on the final examinations.

- The mClass universal screener measures the development of reading skills in grades K-5. It is given 3 times a year (Beginning of the Year-BOY, Middle of the Year-MOY, and End of the Year-EOY).
- The iReady assessment is given in K-8 and measures students' grade level performance in both reading and math. Both subjects are assessed 3 times a year (Beginning of the Year-BOY, Middle of the Year-MOY, and End of the Year-EOY).



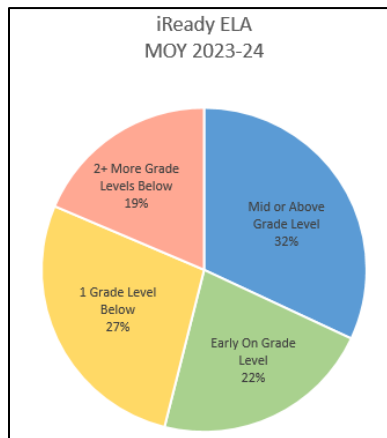
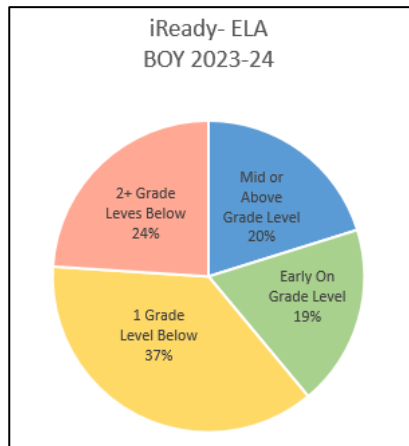
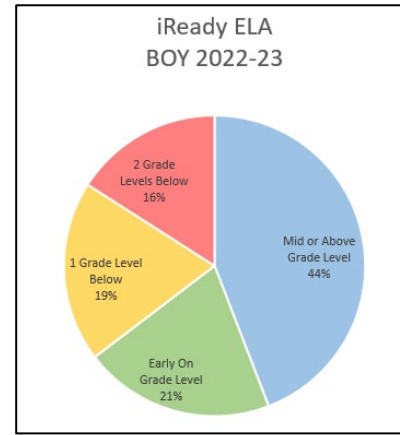
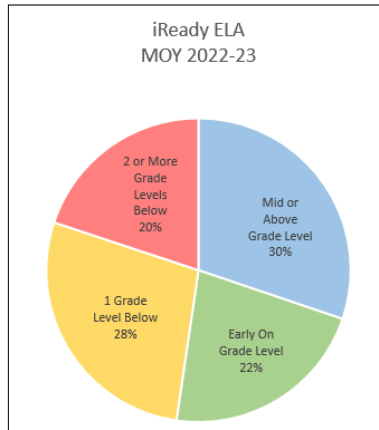
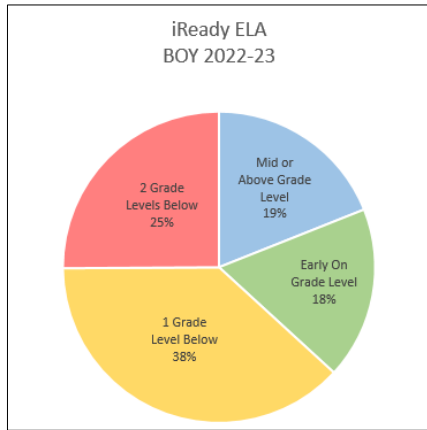
mClass EOY 2023-24  
Estimated Reporting  
July 1, 2023

# MCS 2022-2024 Strategic Plan Dashboard



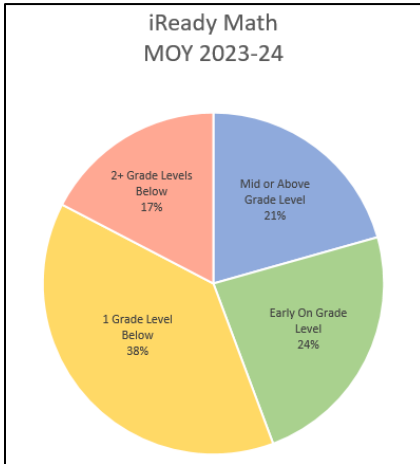
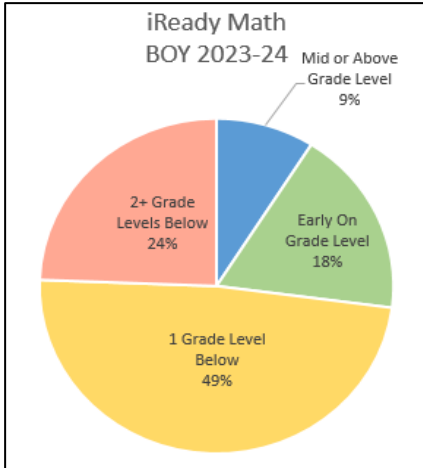
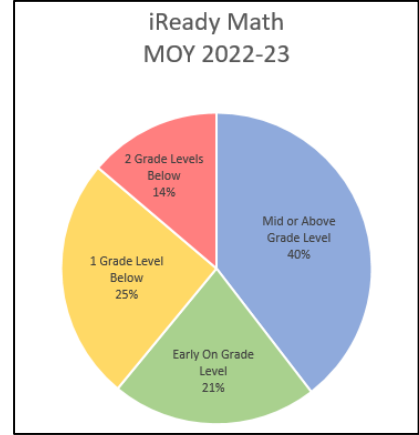
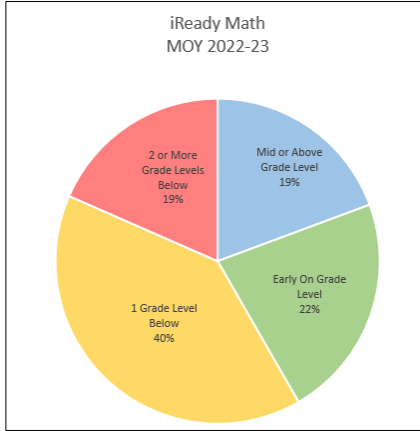
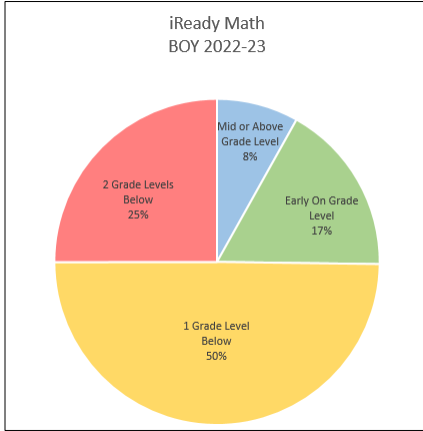
**mClass EOY 2023-24  
Estimated Reporting  
July 1, 2023**

# MCS 2022-2024 Strategic Plan Dashboard



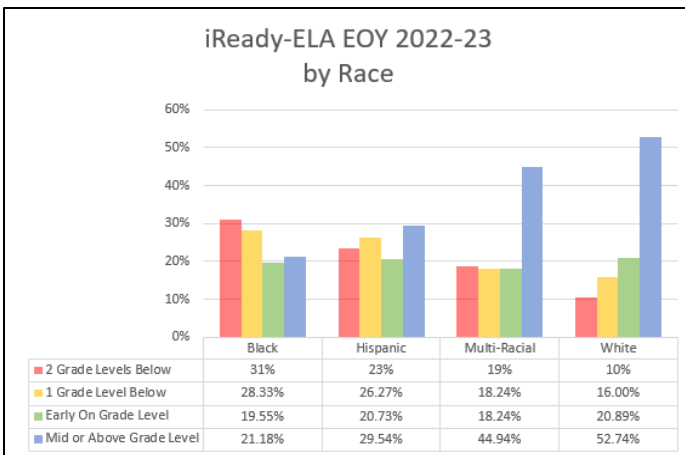
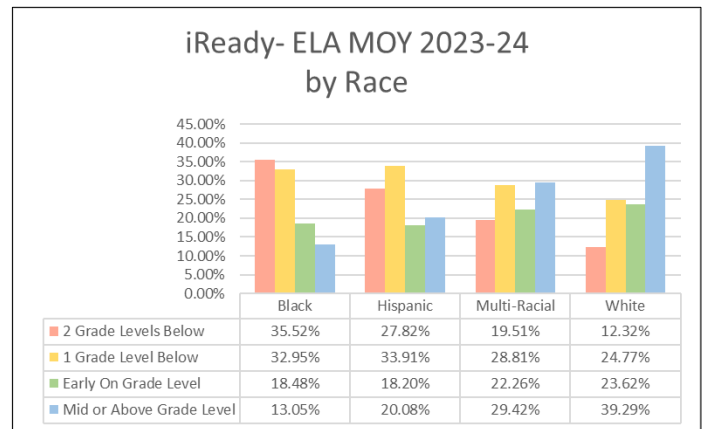
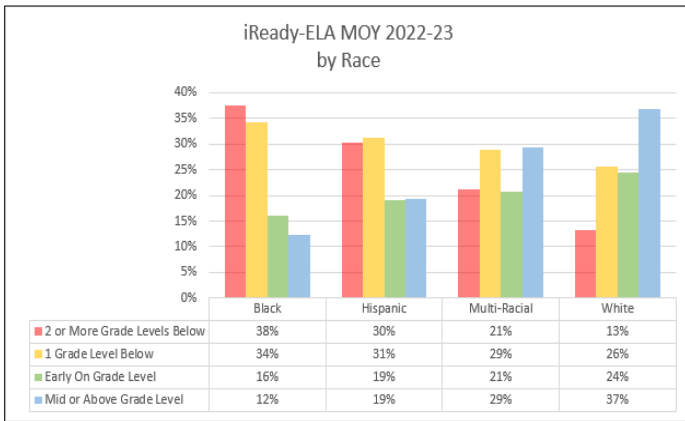
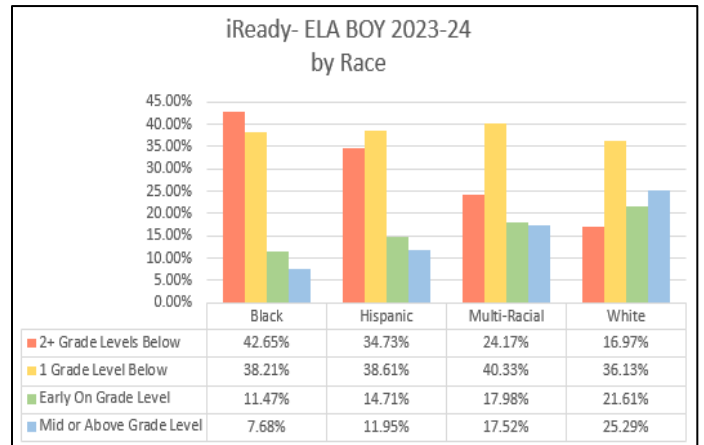
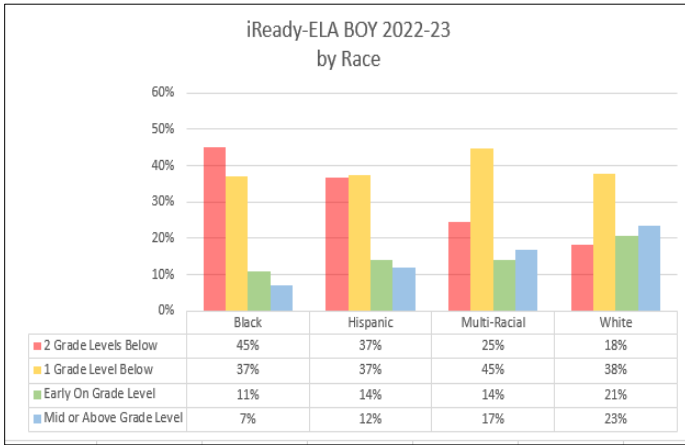
iReady EOY 2023-24  
Estimated Reporting  
July 1, 2023

# MCS 2022-2024 Strategic Plan Dashboard



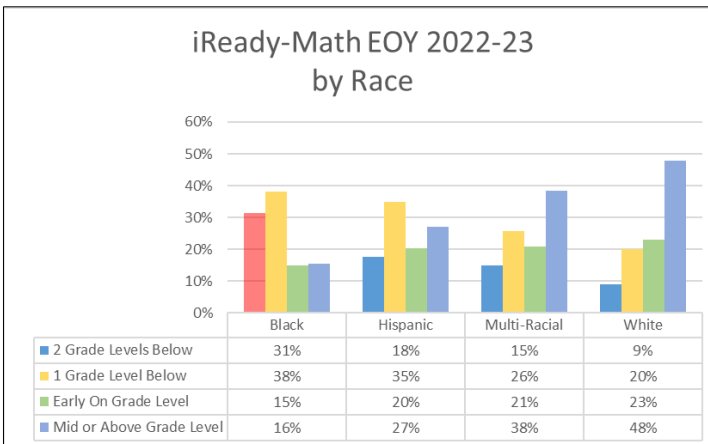
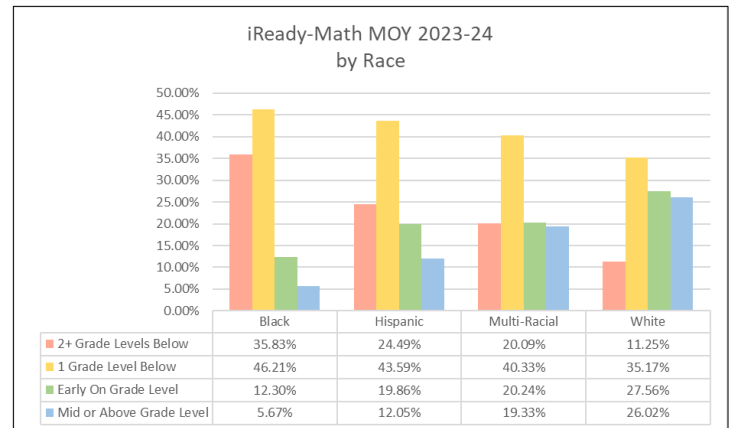
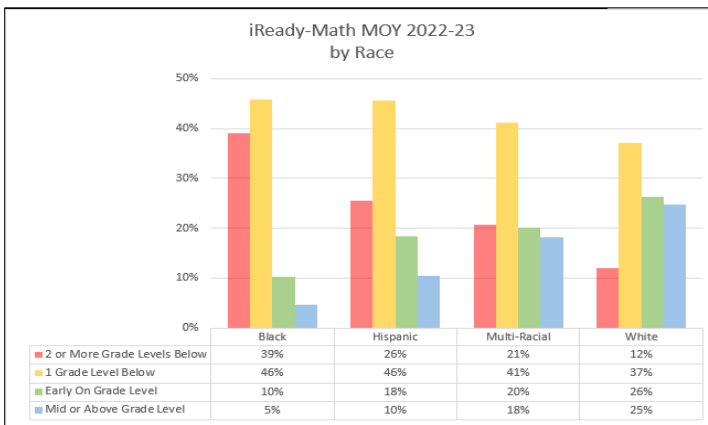
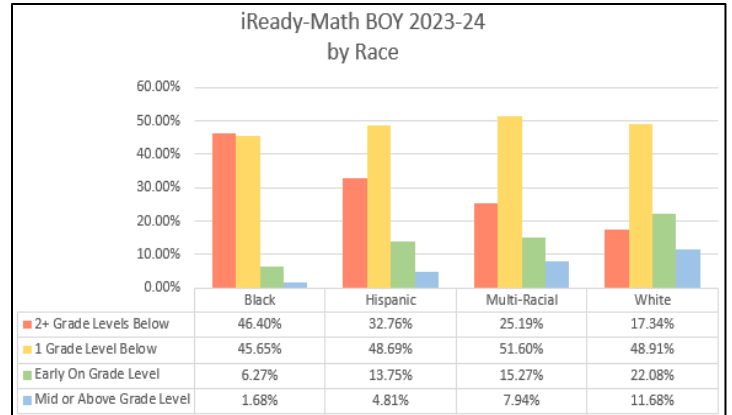
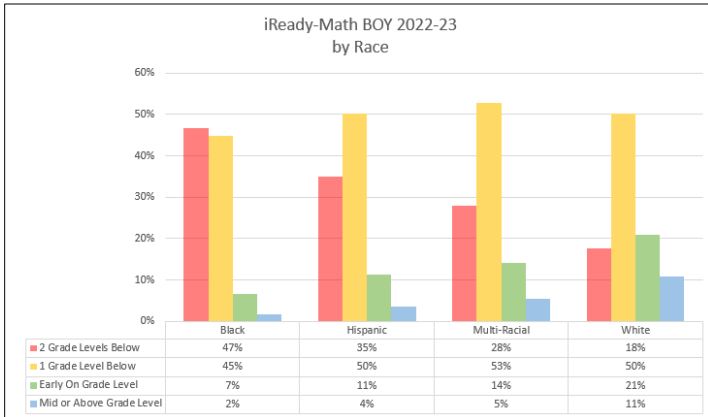
iReady EOY 2023-24  
Estimated Reporting  
July 1, 2023

# MCS 2022-2024 Strategic Plan Dashboard



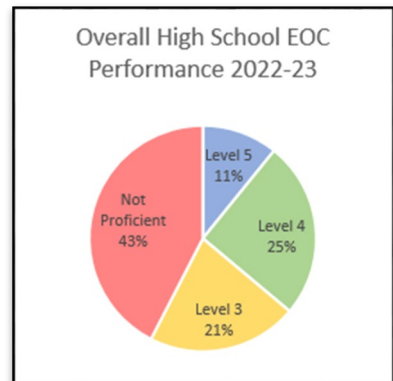
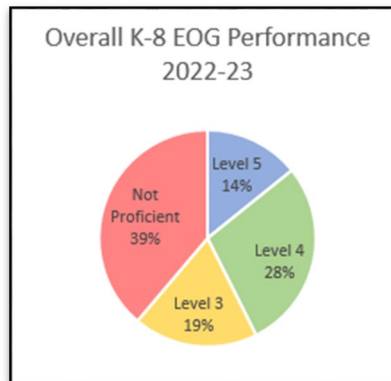
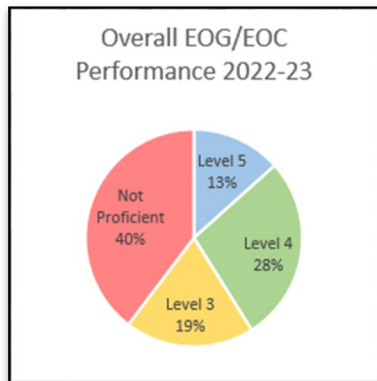
**iReady-ELA EOY 2023-24  
Estimated Reporting  
July 1, 2023**

# MCS 2022-2024 Strategic Plan Dashboard



**iReady-Math EOY 2023-24**  
**Estimated Reporting**  
**July 1, 2023**

# MCS 2022-2024 Strategic Plan Dashboard



Overall EOG/EOC Performance 2023-24

PRELIMINARY results due mid-September 2024

Overall K-8 EOG Performance 2023-24

PRELIMINARY results due mid-September 2024

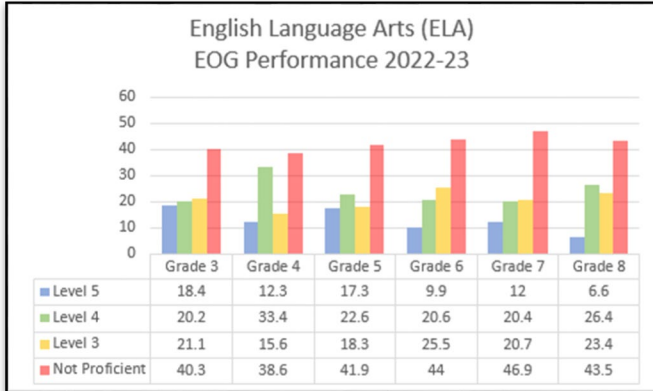
Overall High School EOC Performance 2023-24

PRELIMINARY results due mid-September 2024



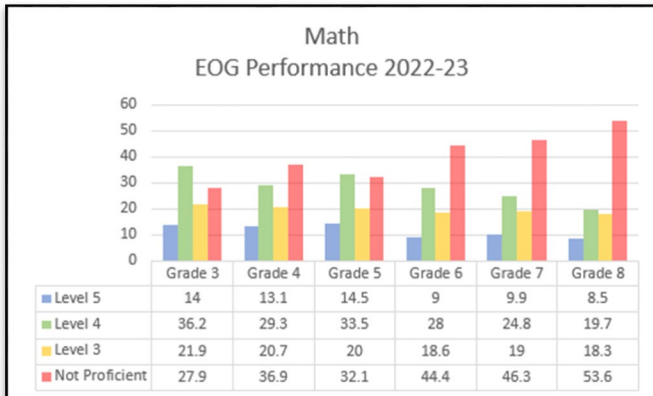


# MCS 2022-2024 Strategic Plan Dashboard



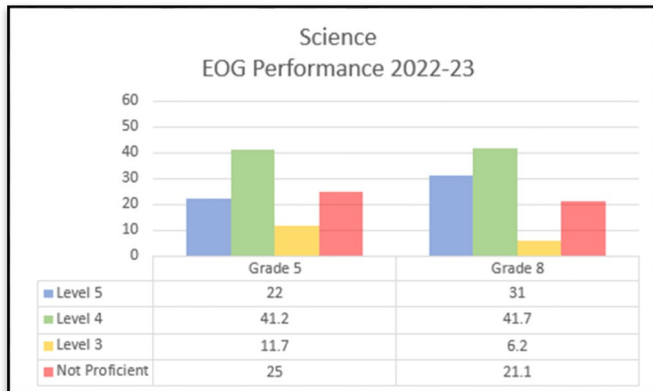
## ELA EOG Performance 2023-24

PRELIMINARY results  
due mid-September 2024



## Math EOG Performance 2023-24

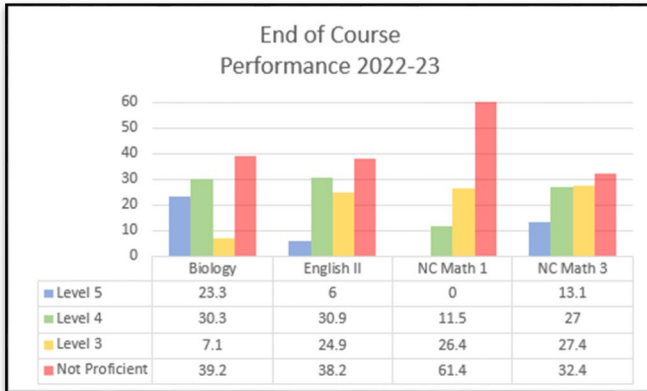
PRELIMINARY results  
due mid-September 2024



## Science EOG Performance 2023-24

PRELIMINARY results  
due mid-September 2024

# MCS 2022-2024 Strategic Plan Dashboard



EOC Performance 2023-24

PRELIMINARY results  
due mid-September 2024

# MCS 2022-2024 Strategic Plan Dashboard

**Goal #3:** Increase the context ranking for composite Grade Level Proficiency (GLP) from 23<sup>rd</sup> place to at least the top 5% in the state (out of 115 LEAs).

In the 2022-2023 school year, Moore Count was ranked 18 out of 115 school districts in the state.

| Year    | MCS Composite Proficiency | MCS Ranking In State |
|---------|---------------------------|----------------------|
| 2018-19 | 61.1                      | 37                   |
| 2020-21 | 51.9                      | 23                   |
| 2021-22 | 56.6                      | 23                   |
| 2022-23 | 60.3                      | 18                   |

*Out of 115 School Districts*

# MCS 2022-2024

## Strategic Plan Dashboard

**Goal #4:** Increase the number of 10th grade students reading at or above grade level, as measured by the End of Course Lexile reading level, by 10 percentage points (from 81% to 91%).

*The North Carolina English/Language Arts End of Grade (EOG) and End of Course (EOC) assessments are designed to measure a student's understanding of the grade and subject standards. In conjunction with the student's achievement level, students are also assigned a Lexile reading score. Using the Lexile Grade Bands and the EOC/EOG scored Lexile, it is possible to determine how many of our students are "reading on grade level" based on the English II assessment.*

**Students Reading Levels by Grade Band 2021-22 EOG/EOC**

|           | Below Grade Level | At Grade Level | Above Grade Level |
|-----------|-------------------|----------------|-------------------|
| 3rd       | 11%               | 38%            | 51%               |
| 4th & 5th | 24%               | 26%            | 50%               |
| 6th-8th   | 26%               | 17%            | 57%               |
| HS        | 19%               | 14%            | 67%               |

**Student Reading Levels by Grade Band 2022-23 EOG/EOC**

|           | Below Grade Level | At Grade Level | Above Grade Level |
|-----------|-------------------|----------------|-------------------|
| 3rd       | 12%               | 32%            | 56%               |
| 4th & 5th | 22%               | 24%            | 55%               |
| 6th-8th   | 25%               | 16%            | 59%               |
| HS        | 13%               | 10%            | 77%               |

### Lexile Reading Performance 2023-24

PRELIMINARY results  
due mid-September 2024

# MCS 2022-2024

## Strategic Plan Dashboard

**Goal #5:** Close the achievement gap of Black (from 29.9 to 19.9), Hispanic (from 10 to 0), economically disadvantaged (from 21.1 to 11.1), and students with disabilities (from 38.4 to 28.4) subgroups by 10 percentage points from their respective 2021-22 achievement scores while increasing student performance in all groups.

|                                  | 2021-22     |      | 2022-23     |      |
|----------------------------------|-------------|------|-------------|------|
|                                  | GLP         | Gap  | GLP         | Gap  |
| <b>Composite</b>                 | <b>56.6</b> |      | <b>60.3</b> |      |
| Black                            | 26.7        | 29.9 | 31.4        | 28.9 |
| Hispanic                         | 46.6        | 10.0 | 50.4        | 9.9  |
| Economically Disadvantaged (EDS) | 35.5        | 21.1 | 41.6        | 18.7 |
| Students with Disabilities (SWD) | 18.2        | 38.4 | 20.1        | 40.2 |

# MCS 2022-2024 Strategic Plan Dashboard

**Goal #6:** Increase the number of students who complete a Career and Technical Education (CTE) Cluster (a student who has met a career pathway concentrator criteria) by 15 percent from 441 to 510.

*Career Clusters™ are groupings of occupations used as an organizing tool for curriculum design and instruction. The Career Cluster approach makes it easier for students to understand the relevance of their required courses and helps them select their elective courses more wisely. Career Pathways are sub-groupings of occupations within a Career Cluster used as an organizing tool for curriculum design and instruction. Occupations are grouped into career pathways based on the set of common knowledge and skills required for career success.*

*A Concentrator is a student who has successfully completed a Concentrator course in an approved Career Pathway. A Concentrator Course is a second- or third-level course in the Career Pathway that builds upon technical skills acquired in a prerequisite course.*

*These numbers are for our 12th grade students for the corresponding year.*

**Career and Technical Education Cluster Completers 2022-23 School Year**

| <b>2019-2020*</b> | <b>2020-2021</b> | <b>2021-2022</b> | <b>2022-23</b> | <b>2023-24 Fall</b> |
|-------------------|------------------|------------------|----------------|---------------------|
| 278               | 494              | 441              | 460            | 503                 |

CTE Cluster Completers

PRELIMINARY results  
due June 2024

# MCS 2022-2024 Strategic Plan Dashboard

**Goal #7:** Decrease the number of the district's schools with a School Performance Grade (SPG) of an "F" from two to zero.

In the 2022-2023 school year, Moore Count had no F rated schools.

|   | 2021-22 | 2022-23 |
|---|---------|---------|
| A | 0       | 1       |
| B | 6       | 6       |
| C | 9       | 11      |
| D | 4       | 4       |
| F | 2       | 0       |